

# ACCURATE & CO

Freecall 1800 010 100 Mobile 0411 599 794  
Email [ahi@bigpond.net.au](mailto:ahi@bigpond.net.au) Internet [www.ahibrisbane.com.au](http://www.ahibrisbane.com.au)



## RESIDENTIAL BUILDING REPORT

**Client:** North Lakes Riviera Pty Ltd

**Address of Property Inspected:** 3 Riviera Crescent, North Lakes Qld 4509

The purpose of the inspection is to identify the major defects and safety hazards associated with the property at the time of the inspection. The inspection and reporting is limited to Appendix C AS4349.1-2007.

The report does not include an estimate of the cost for rectification of the Defects. The overall condition of this building has been compared to similarly constructed & reasonably maintained buildings of approximately the same age.

### Inspection Details

**Date of the Inspection:** 1 April 2022

**Weather Conditions at the time of Inspection:** Fine

**Recent Weather Conditions:** Dry

**Building Furnished:** No

### CONTACT THE INSPECTOR

*Please feel free to contact the inspector, Daniel Mills who carried out this inspection on 0439 061 015.* Often it is very difficult to fully explain situations, problems, access difficulties, or timber pest activity and/or damage in a manner that is readily understandable by the reader. Should you have any difficulty in understanding anything contained within this report then you should immediately contact the inspector and have the matter explained to you. If you have any questions at all or require any clarification then contact the inspector prior to acting on this report.

Yours Sincerely

.....  
**Signed for and on behalf of Daniel Mills**  
QBCC Building Lisc No. 15057708

## **Description and Identification of the Property Inspected**

**Style:** Single Storey Home

**Construction Type:** Brick Veneer

**Piers:** Not applicable as slab-on-ground construction

**Roofing:** Timber Truss Roof

**Roof covering:** Concrete Tile

## **Other Inspections and Reports Required**

**It is Strongly Recommended that the following Inspections and Reports be obtained prior to any decision to purchase the Property and/or before settlement. Obtaining these reports will better equip the purchaser to make an informed decision.**

Council Plan Inspection  
Timber Pest Inspections  
Mould Inspection  
Air Conditioning Inspection

Electrical Inspection  
Drainage Inspection  
Hazards Inspection  
Gasfitting Inspection

Plumbing Inspection  
Appliances Inspection  
Durability of Exposed Surfaces.  
Smoke Alarm Inspection

## **INSPECTION FINDINGS**

The following areas were inspected where present and within the scope of the inspection - Site, Exterior, Interior, Services, The Roof Interior, The Roof Exterior, The Subfloor, Cracking to Building Members

### **THE SITE**

#### **Description of the Defects/Safety Hazards, Location and the Inspector's Recommendations**

**Driveways:** There is some cracking evident to the driveway. The cause of this is not known. Worsening of the cracks can be expected over time. In extreme cases replacement of the driveway will be required.

**Paths:** There is some cracking evident. The cause of this is not known. Worsening of the cracks can be expected over time. In extreme cases replacement of the driveway will be required.

**Retaining Walls:** No major defects at time of inspection.

**Surface Water Drainage:** Typical flat site, if water ponds a drainage upgrade may be required.

**Car Accommodation:** No major defects at time of inspection.

**Fences:** No major defects at time of inspection.

### **THE EXTERIOR OF THE BUILDING**

#### **Description of the Defects/Safety Hazards, Location and the Inspector's Recommendations**

**Walls (Refer Note W):** Hairline cracks (1mm to 2mm wide) throughout.

**External Cladding:** No major defects at time of inspection.

**Doors:** No major defects at time of inspection.

**Windows:** No major defects at time of inspection.

**Patios:** No major defects at time of inspection.

**External Paintwork:** Slight deterioration to exterior paintwork – refer Painter for repainting as required.

## **THE INTERIOR OF THE BUILDING**

If present the following elements were inspected:

**The Rooms:** Ceilings, Walls, Floors, Windows, Doors and Frames, Insect Screens, Trims and Cupboards/Robes.

**Kitchen:** Bench Top, Cupboards, Sink, Taps and Tiles.

**Bathrooms, Toilets, En-suite and Laundry:** Cistern and Pan, Taps, Tiles, Bath, Shower, Vanity, Tubs/Cabinet and Ventilation.

## **Description of the Defects/Safety Hazards, Location and the Inspector's Recommendations**

**Entry:** No major defects at time of inspection.

**Hall:** No major defects at time of inspection.

**Linen Cupboard:** No major defects at time of inspection.

**Lounge Room:** No major defects at time of inspection.

**Dining Room:** No major defects at time of inspection.

**Kitchen:** Cracked splashback tile behind cooktop – refer Tiler.

**Family Room:** No major defects at time of inspection.

**Laundry:** Cracked grout to splashback – refer Tiler.

**Toilet:** No major defects at time of inspection.

**Bathroom:** No major defects at time of inspection.

**Ensuite:** No major defects at time of inspection.

**Bedroom 1:** No major defects at time of inspection.

**Bedroom 2:** No major defects at time of inspection.

**Bedroom 3:** No major defects at time of inspection.

**Bedroom 4:** No major defects at time of inspection.

**Ceilings:** Cracking (slight) to ceilings throughout at cornices – refer Plasterer for repairs.

## **SERVICES**

**Electrical Installation:** Safety Device Evident.

All electrical wiring, meter-box and appliances need to be checked by a qualified electrician. The checking of any electrical item is outside the scope of this report. It's recommended that a licensed electrician be consulted for further advice.

**Plumbing:** All plumbing needs to be inspected and reported on by a plumber. It's recommended that a licensed plumber be consulted for further advice.

**Hot Water Service:** All hot water services need to be inspected and reported on by a plumber and/or electrician. It's recommended that a licensed plumber and/or electrician be consulted for further advice.

**Gas:** All gas services need to be inspected and reported on by a gas plumber. It's recommended that a licensed gas plumber be consulted for further advice.

**Phone:** All phones, phone lines and outlets need to be inspected and reported on by a telecommunications technician. It's recommended that a telecommunications technician be consulted for further advice.

**Smoke Detectors:** Evident.

Australian Standard AS 3786-2014 - Advises that Smoke detectors are required for all buildings where people sleep. It is recommended that an electrician be consulted to give advice on those installed or install these detectors.

## **THE ROOF INTERIOR**

### **Description of the Defects/Safety Hazards, Location and the Inspector's Recommendations**

**Roof Covering Underside:** No major defects at time of inspection.

**Underside of Roof Flashings:** No major defects at time of inspection.

**Roof Framing:** No major defects at time of inspection.

**Insulation:** Fibreglass Batts.

**Sarking:** Not evident – refer Note Y.

#### **Y. SARKING**

Sarking is the waterproof (and often heat reflective) material laid below the roof tiles. Whilst about 95% of tile roofed homes inspected do not have sarking (it is not compulsory) water penetration can occur in exceptional conditions of wind driven rain if sarking is not provided.

## **THE ROOF EXTERIOR**

### **Description of the Defects/Safety Hazards and the Inspector's Recommendations**

**Roof Covering:** View from ladder only due to brittle nature of roof sheeting.

**Gutters/Downpipes:** No major defects at time of inspection.

**Valleys:** No major defects at time of inspection.

**Eaves:** No major defects at time of inspection.

**Fascias and Barges:** No major defects at time of inspection.

**IMPORTANT: All Recommendations made in the above Inspection Findings or elsewhere in this Report should be carried out/or considered in your decision process, prior to purchase or settlement.**

## **Conclusion and Summary**

The purpose of the inspection is to identify the major defects and safety hazards associated with the property at the time of the inspection. The inspection and reporting is limited to a visual assessment of the Building Members in accord with Appendix C AS4349.1-2007.

The overall condition of this building has been compared to similar constructed buildings of approximately the same age where those buildings have had a maintenance program implemented to ensure that the building members are still fit for purpose.

**The incidence of Major Defects** in this Residential Building as compared with similar Buildings is considered: Typical.

**The incidence of Minor Defects** in this Residential Building as compared with similar Buildings is considered: Typical.

**The overall condition** of this Residential Dwelling in the context of its age, type and general expectations of similar properties is: Average.

**Please Note:** This is a general appraisal only and cannot be relied on its own – read the report in its entirety.

**This Summary is supplied to allow a quick and superficial overview of the inspection results. This Summary is NOT the Report and cannot be relied upon on its own. This Summary must be read in conjunction with the full report and not in isolation from the report. If there should happen to be any discrepancy between anything in the Report and anything in this Summary, the information in the Report shall override that in this Summary.**

## **Definitions**

**High:** The frequency and/or magnitude of defects are beyond the inspector's expectations when compared to similar buildings of approximately the same age that have been reasonably well maintained.

**Typical:** The frequency and/or magnitude of defects are consistent with the inspector's expectations when compared to similar buildings of approximately the same age which have been reasonably well maintained.

**Low:** The frequency and/or magnitude of defects are lower than the inspector's expectations when compared to similar buildings of approximately the same age that have been reasonably well maintained.

**Above Average:** The overall condition is above that consistent with dwellings of approximately the same age and construction. Most items and areas are well maintained and show a reasonable standard of workmanship when compared with buildings of similar age and construction.


**Average:** The overall condition is consistent with dwellings of approximately the same age and construction. There will be areas or items requiring some repair or maintenance.

**Below Average:** The Building and its parts show some significant defects and/or very poor non- tradesman like workmanship and/or long term neglect and/or defects requiring major repairs or reconstruction of major building elements.

**Major Defect:** Is a Defect requiring building works to avoid unsafe conditions, loss of function or further worsening of the defective item.

**Minor Defect:** Any defect other than what is described as a major defect.



























## READILY ACCESSIBLE AREAS INSPECTED

- |                                                       |                                                               |                                                                  |
|-------------------------------------------------------|---------------------------------------------------------------|------------------------------------------------------------------|
| <input checked="" type="checkbox"/> The Home Interior | <input checked="" type="checkbox"/> The Roof Exterior         | <input checked="" type="checkbox"/> The Grounds including Fences |
| <input checked="" type="checkbox"/> The Home Exterior | <input checked="" type="checkbox"/> Any Accessible Roof Space | <input type="checkbox"/> Outbuildings                            |
|                                                       | <input type="checkbox"/> Any Sub Floor Space                  |                                                                  |

## AREAS NOT INSPECTED

The inspection did not include the following areas which were not readily accessible or inaccessible or obstructed at the time of inspection.

## BUILDING INTERIOR

In inspecting the building interior there was no inspection of areas more than 3.6 m above floor levels.

**Was the inspection of a strata or company title property (e.g. a home unit or townhouse) or other Class 2 building or equivalent?** ... ☒ No ☐ Yes

***NOTE.** If the inspection was limited to assessing the interior of a particular unit or lot, the Client may have additional liability for defects or faults in the common property. This additional liability can only be addressed through the undertaking of a Special-Purpose Inspection Report which is adequately specified.*

**Were there any obstructions which may conceal possible defects?** ... ☐ No ☒ Yes

Ground Floor	<input checked="" type="checkbox"/> Floor Coverings	
Internal Walls & Ceiling Sheeting (including timber joinery)	<input checked="" type="checkbox"/> Fixed Security Screens	<input checked="" type="checkbox"/> Fixed Insect Screens
	<input checked="" type="checkbox"/> Window Coverings	<input checked="" type="checkbox"/> No access to wall framing due to internal wall linings.

***NOTE.** The consultant did not move or remove any ceilings, wall coverings, floor coverings (including carpeting and wooden floorboards), furnishings, equipment, appliances, pictures or other household goods. In an occupied property, furnishings or household items may be concealing defects which may only be revealed when the items are moved or removed.*

**Were there any areas/rooms/units which did not permit entry?** ... ☒ No ☐ Yes

## BUILDING EXTERIOR, ROOF EXTERIOR AND SITE

In inspecting the building exterior, roof exterior and site there was no inspection of areas more than 3.6m above ground or floor levels.

**Were there any areas which did not permit entry?** ... ☐ No ☒ Yes

☒ Roof access not possible due to brittle nature of roof sheeting (view from ladder only).

**Were there any obstructions which may conceal possible defects?** ... ☐ No ☒ Yes

☒ Neighbouring Property – left side retaining wall.  
☒ The obstructions should be removed, if possible, and reinspection undertaken or a pest and wet rot treatment undertaken as there could be current concealed termite activity and/or damage.

***NOTE.** The consultant did not move or remove any obstructions including wall cladding, awnings, trellis, earth, plants, bushes, foliage, stored materials, debris, rubbish, etc. Such items may be concealing defects which may only be revealed when the items are moved or removed.*

**Were there any areas/rooms/units which did not permit entry?** ... ☒ No ☐ Yes

## ROOF SPACE

In inspecting the roof space of any pitched roof there was no inspection of areas where accessibility was less than 600 mm high by 600 mm wide (but includes areas at the eaves of accessible roof spaces, that are within the consultant's unobstructed line of sight and within arm's length from a point with conforming clearance, i.e. 600 mm high by 600 mm wide).

Were there any areas which did not permit entry? ☐ No ☒ Yes

☒ Inspection of roofing timbers over the eaves and on the perimeter of the roof cavity was obstructed due to the low pitch of the roof. Only very limited inspection of these timbers, which are at high risk to subterranean termite attack, was possible.

☒ Roof space timbers including bottom plates, ceiling joists, top plates, trusses and connection of ceiling sheets were concealed by insulation severely limiting inspection. Removal of insulation and further inspection is recommended. Removal of insulation is not within the scope of this report.

Where access is denied to roof members, alternate more invasive means of inspection should be undertaken.

**NOTE.** Bodily access should be provided to the interior of all accessible roof spaces. In accordance with Australian Standard AS 4349 the minimum requirement is a 450mm by 400 mm access manhole.

Were there any other obstructions which may conceal possible defects? ... ☒ No ☐ Yes

## UNDERFLOOR SPACE

**Note:** *In inspecting the subfloor space of suspended floors there was no inspection of areas where accessibility was less than 400 mm high by 600 mm wide (but includes areas that are within the consultant's unobstructed line of sight and within arm's length from a point with conforming clearance, i.e. 400 mm high by 600 mm wide).*

Were there any areas which did not permit entry? ... ☐ No ☒ Yes

☒ There was no access beneath concrete slab.

**NOTES:**

- 1. Bodily access should be provided to all accessible subfloor areas. In accordance with Australian Standard AS 4349 the minimum requirement is a 500 mm x 400 mm access manhole.*
- 2. In the case of suspended floors, if the clearance between the ground and structural components is less than 400 mm, Australian Standard AS 3660 recommends that the soil be removed to provide the required clearance, subject to maintaining adequate drainage and support to footings.*

### **Important Advice**

**Note:** In the case of strata and company title properties, the inspection is limited to the interior and immediate exterior of the particular unit being inspected. The exterior above ground floor level is not inspected. The complete inspection of other common property areas would be the subject of a Special-Purpose Inspection Report which is adequately specified.

**Trees:** Where trees are too close to the house this could affect the performance of the footing as the moisture levels change in the ground. A Geotechnical Inspection can determine the foundation material and provide advice on the best course of action with regards to the trees.

**The septic tanks:** Should be inspected by a licensed plumber.

**Swimming Pools:** Swimming Pools/Spas are not part of the Standard Building Report under AS4349.1-2007 and are not covered by this Report. We strongly recommend a pool expert should be consulted to examine the pool and the pool equipment and plumbing as well as the requirements to meet the standard for pool fencing. Failure to conduct this inspection and put into place the necessary recommendations could result in finds for non compliance under the legislation.

**Surface Water Drainage:** The retention of water from surface run off could have an effect on the foundation material which in turn could affect the footings to the house. Best practice is to monitor the flow of surface water and stormwater run off and have the water directed away from the house or to storm water pipes by a licensed plumber/drainier.

### **Important Information Regarding the Scope and Limitations of the Inspection and this Report**

**Important Information** Any person who relies upon the contents of this report does so acknowledging that the following clauses, which define the Scope and Limitations of the inspection, form an integral part of the report.

- 1) This report is **NOT** an all encompassing report dealing with the building from every aspect. It is a reasonable attempt to identify any obvious or significant defects apparent at the time of the inspection. Whether or not, a defect is considered significant or not depends too a large extent, upon the age and type of the building inspected. This report is not a Certificate of Compliance with the requirements of any Act, Regulation, Ordinance or By-law. It is not a structural report. Should you require any advice of a structural nature you should contact a structural engineer.
- 2) **THIS IS A VISUAL INSPECTION ONLY** limited to those areas and sections of the property **fully accessible** and visible to the Inspector on the date of Inspection. The inspection **DID NOT** include breaking apart, dismantling, removing or moving objects including, but not limited to, foliage, mouldings, roof insulation/ sisalation, floor or wall coverings, sidings, ceilings, floors, furnishings, appliances or personal possessions. The inspector **CANNOT** see inside walls, between floors, inside skillion roofing, behind stored goods in cupboards and other areas that are concealed or obstructed. The inspector **DID NOT** dig, gouge, force or perform any other invasive procedures. Visible timbers **CANNOT** be destructively probed or hit without the written permission of the property owner.
- 3) This Report does not and cannot make comment upon: defects that may have been concealed; the assessment or detection of defects (including rising damp and leaks) which may be subject to the prevailing weather conditions; whether or not services have been used for some time prior to the inspection and whether this will affect the detection of leaks or other defects (*eg. In the case of shower enclosures the absence of any dampness at the time of the inspection does not necessarily mean that the enclosure will not leak*); the presence or absence of timber pests; gas-fittings; common property areas; environmental concerns; the proximity of the property to flight paths, railways, or busy traffic; noise levels; health and safety issues; heritage concerns; security concerns; fire protection; site drainage (apart from surface water drainage); swimming pools and spas (non-structural); detection and identification of illegal building work; detection and identification of illegal plumbing work; durability of exposed finishes; neighbourhood problems; document analysis; electrical installation; any matters that are solely regulated by statute; any area(s) or item(s) that could not be inspected by the consultant.  
Accordingly this Report is **not a guarantee** that defects and/or damage does not exist in any inaccessible or partly inaccessible areas or sections of the property. (NB: Such matters **may** upon request be covered under the terms of a Special-purpose Property Report.)
- 4) **CONSUMER COMPLAINTS PROCEDURE:** In the event of any dispute or claim arising out of, or relating to the Inspection or the Report, or any alleged negligent act or omission on Our part or on the part of the individual conducting the Inspection, either party may give written Notice of the dispute or claim to the other party. If the dispute is not resolved within twenty one (21) days from the service of the written Notice then either party may refer the dispute or claim to a mediator nominated by Us. The cost shall be met equally by both parties or as agreed as part of the mediated settlement. Should the dispute or claim not be resolved by mediation, one or other of the parties may refer the dispute or claim to the Institute of Arbitrators and Mediators of Australia who will appoint an Arbitrator who will resolve the dispute by Arbitration. The Arbitrator will also determine what costs each of the parties are to pay.
- 5) In the event any litigation is bought as a result of the inspection and/or report, you indemnify us against any legal fees and expenses incurred where you have not first allowed Us the opportunity to visit the property to investigate the complaint and provide you with a written response within 28 days.
- 6) **ASBESTOS DISCLAIMER:** “No inspection for asbestos was carried out at the property and no report on the presence or absence of asbestos is provided. If during the course of the Inspection asbestos or materials containing asbestos happened to be noticed then this may be noted in the **Additional Comments** section of the report. Buildings built prior to 1982 may have wall and/or ceiling sheeting and other products including roof sheeting that contains Asbestos. Even buildings built after this date up until the early 90s may contain some Asbestos. Sheeting should be fully sealed. If concerned or if the building was built prior to 1990 or if asbestos is noted as present within the property then you should seek advice from a qualified asbestos removal expert as to the amount and importance of the asbestos present and the cost of sealing or removal. Drilling, cutting or removing sheeting or products containing Asbestos is a high risk to peoples’ health. You should seek advice from a qualified asbestos removal expert.”

- 7) **MOULD (MILDEW AND NON-WOOD DECAY FUNGI) DISCLAIMER:** Mildew and non wood decay fungi is commonly known as Mould. However, Mould and their spores may cause health problems or allergic reactions such as asthma and dermatitis in some people. **No inspection for Mould was carried out at the property and no report on the presence or absence of Mould is provided.** If in the course of the Inspection, Mould happened to be noticed it may be noted in the **Additional Comments** section of the report. If Mould is noted as present within the property or if you notice Mould and you are concerned as to the possible health risk resulting from its presence then you should seek advice from your local Council, State or Commonwealth Government Health Department or a qualified expert such as an Industry Hygienist.
- 8) **MAGNESITE FLOORING DISCLAIMER:** No inspection for Magnesite Flooring was carried out at the property and no report on the presence or absence of Magnesite Flooring is provided. You should ask the owner whether Magnesite Flooring is present and/or seek advice from a Structural Engineer.
- 9) **ESTIMATING DISCLAIMER:** Any estimates provided in this report are merely opinions of possible costs that could be encountered, based on the knowledge and experience of the inspector, and are not estimates in the sense of being a calculation of the likely costs to be incurred. The estimates are NOT a guarantee or quotation for work to be carried out. The actual cost is ultimately dependent upon the materials used, standard of work carried out, and what a contractor is prepared to do the work for. It is recommended in ALL instances that multiple independent quotes are sourced prior to any work being carried out. The inspector accepts no liability for any estimates provided throughout this report.

### **IMPORTANT DISCLAIMER**

**DISCLAIMER OF LIABILITY:** -No Liability shall be accepted on an account of failure of the Report to notify any problems in the area(s) or section(s) of the subject property physically inaccessible for inspection, or to which access for Inspection is denied by or to the Inspector (including but not limited to or any area(s) or section(s) so specified by the Report).

**DISCLAIMER OF LIABILITY TO THIRD PARTIES:** - We will not be liable for any loss, damage, cost or expense, whatsoever, suffered or incurred by any Person other than You in connection with the use of the Inspection Report provided pursuant to this agreement by that Person for any purpose or in any way, including the use of this report for any purpose connected with the sale, purchase, or use of the Property or the giving of security over the Property, to the extent permissible by law. The only Person to whom We may be liable and to whom losses arising in contract or tort sustained may be payable by Us is the Client named on the face page of this Agreement.

## **NOTE W**

# **CSIRO GUIDE GUIDE TO HOME OWNERS ON FOUNDATION MAINTENANCE AND FOOTING PERFORMANCE (updated for AS 2870-1988)**

This guide is designed to assist home owners with:

1. interpretation of significant cracking/movement in dwellings; and
2. maintenance of homes with clay foundations.

If further advice is required after reading this guide we recommend engaging a professional engineer from your local Yellow Pages Directory.

## **1. INTRODUCTION**

This guide was prepared by Dr P F Walsh of CSIRO, with advice from the Standards Australia Committee on Residential Slabs and Footings, to provide guidance to home owners on their responsibilities for the care of a clay foundation, and to discuss the performance that can be expected from a footing system. (The ground that supports a house is called a foundation, and the concrete structure that transfers the load to this foundation is the footing system).

The best information about the design and construction of footing systems is contained in the Australian Standard 'AS 2870 - Residential Slabs and Footings'. That Standard gives a system of site classification, prescribed footing and slab designs and construction methods that provides an excellent footing system for Australian houses. However, a warning is given that the chance of a footing failure is higher if extreme site conditions, such as the following, are permitted to occur.

- (a) planting of trees too close to a footing;
- (b) excessive watering of gardens adjacent to the house
- (c) lack of maintenance of site drainage; and
- (d) failure to repair plumbing leaks.

The Standard further states that compliance with this guide is a way to avoid extreme site conditions.

Clay foundations are the cause of major problems for houses. Clays are very fine-grained soils that are plastic and sticky when wet, and hard and strong when dry. All clays swell or shrink to some degree as they become wet or dry out. 'Reactive' clays swell or shrink to such an extent that foundation movements can damage houses.

All house sites are classified. Reactive-clay sites are classified as M, H or E, in order of increasing reactivity. Proper maintenance of such clay sites requires that the moisture content of the clay should be kept reasonably constant.

Some minor cracking of masonry walls is almost inevitable despite proper design, construction and maintenance. Very slight cracks up to 1mm wide could be expected in most houses. Larger cracks, up to 5mm, may occur in some houses with properly designed and constructed footings, if reactive clay sites have been subject to large changes of moisture. Cracks larger than 5mm are regarded as significant damage.

Further information on these topics is given in the following sections. The guide has been updated to be consistent with the revised edition of AS 2870 which was published in 1989.

## **2. SITE CLASSIFICATION**

AS 2870 requires all sites to be classified by an engineer or the builder. The emphasis has been placed on reactive clays that swell and shrink with changes of moisture content because these are the most common cause of problems. The classification system is fairly complicated but, as a general guide, the following may be helpful in understanding the system for clay sites.

- S Clays that have not given trouble in the past
- M Moderately reactive clays that may cause minor damage to brick houses on old-style light strip footings. Moderately reactive clays are common and occur, for example, in Eastern Melbourne and Western Sydney.
- H Highly reactive clays that frequently damage houses even with strong footings. No examples occur in major cities except Adelaide. Other occurrences include outback NSW, Darling Downs and Horsham.

Since the precautions necessary depend on the reactivity of the site, the owner should check the classification that is shown on the house plans.

The maintenance of the building and the site is the responsibility of the owner, and so the owner should be familiar with the requirements of this guide.

## **3. CARE OF CLAY FOUNDATIONS**

All clays move with changes of moisture content, so the aim is to minimise such changes in the clay by:

- draining the site;
- keeping gardens and trees away from the house
- adequate but moderate garden watering; and
- repairing plumbing leaks

On a reactive-clay site there are some restrictions on the way the owner can develop the garden around the house. These restrictions apply mainly to brick houses. In most cases, only minimal precautions are justified for framed houses clad with timber or sheeting. The site must be well drained. Under no circumstances should water be allowed to lie against the house or even near the house. The ground immediately next to the house should be graded away with a slope of about 50mm over the first metre. Suitable surface drains

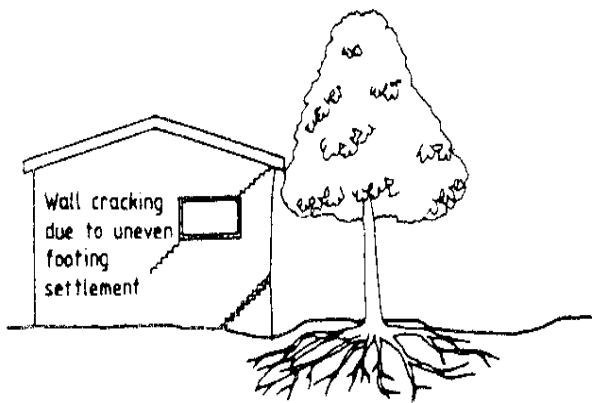
should be provided to take the surface water away from the house. Where topsoil is brought in, it should not interfere with the site drainage, nor should it raise the ground level enough to block the weepholes in the brick walls or any subfloor vents.

Large garden beds are best not located near the house. This will avoid the possibility of introducing too much moisture to the foundation clay by over watering. The zone near the house should be planned for paths or covered with gravel and plastic sheeting. Small shrubs may be planted at reasonable spacings.

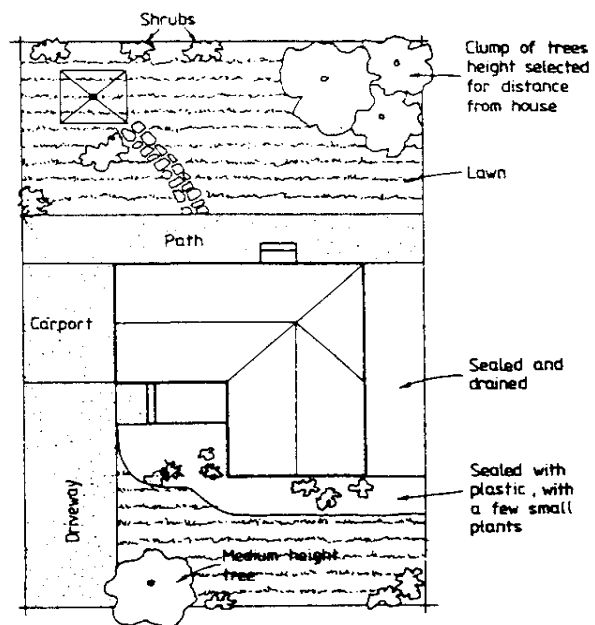
Gardens and lawns should be watered adequately but not excessively. Uniform, consistent watering can be important to prevent damage to the foundation during dry spells such as droughts or dry summers.

Trees and large shrubs require substantial amounts of water, and if the soil near the tree dries out, the roots will extend in search of soil moisture. Tree watering is important in late summer and in drought. The use of slow drip watering systems may be appropriate. It has also been found useful to drill holes near trees and fill them with gravel to allow water better access to the tree roots. Otherwise, clays will shrink as they dry, and a house may settle as shown below.

Removal of large trees creates the opposite problem. As soil moisture is gradually restored, clays swell and may lift shallow footings. Many factors determine the extent of clay drying by trees, and the more important include the soil type, the size and number of trees, and their species. Trees obtain moisture from roots that spread sideways and the drying zone is influenced by the extent of these roots. For single trees, the drying zone is usually one-half to twice the tree height, but the zone may be larger for groups or rows of trees. Although it is known that the species can influence the extent and severity of the drying zone, little definite information is available. Some Australian trees are particularly efficient in extracting water from very dry soils and can be more dangerous than non-Australian species that use large amounts of water in normal conditions. The effect of tree drying on the amount of movement is also related to the reactivity of the clay. To minimise the risk of damage, trees (especially groups of trees) should not be planted near the house on a reactive clay site, and the following limits are recommended.



### TREES CAUSE SHRINKAGE AND DAMAGE



### GARDENS FOR REACTIVE SITES

$d = 1 \frac{1}{2} h$  for Class E sites

$d = 1 h$  for Class H sites

$d = \frac{3}{4} h$  for Class M sites

where  $d$  is the distance of the tree from the house, and  $h$  is the eventual mature height of the tree. These values should be increased by 50% if the trees are in a dense group. These rules mean that on the average suburban block, trees that grow higher than 8 to 9 m are often impractical unless the owner accepts the risk of some damage to the house. If large trees are desired, it may be practical to adopt a specially designed footing system, e.g., a piled footing system.

A leak in the plumbing can cause the footings of a house on a reactive clay to move. The water seeps into the clay causing it to swell and push the footing system upwards. Any obvious leaks in stormwater, drainage, or sewerage pipes should be investigated. Leaking water pipes can be detected by turning off all the taps and checking if the water meter records any flow.

The above restrictions may seem onerous for new home owners, but lack of site maintenance on a reactive clay can cause damage to the house. Still, the whole issue should be kept in some perspective. The damage to houses caused by reactive clays is mostly unsightly cracks in the brickwork. In the typical Australian brick veneer house, the brickwork does not support the structure. It is the timber frame that carries the walls and roof loads, so brick cracks do not affect the structural safety of the house.

If owners choose to disregard some of the above restrictions and, say plant large trees all around the house, they should not blame the builder, the engineer or the Council if the house suffers some cracking.

#### **4. PERFORMANCE OF FOOTING SYSTEMS**

All building materials move. Concrete and timber shrink, bricks grow, and so on. Many building practices have been evolved to reduce the damage that such movements cause, and the minor difficulties that arise are usually repaired without significant problems.

The footing of a house is more likely to move on reactive clays. Some house walls may be more sensitive than usual, and may crack even though the footing system has performed its design task. Such cracking must be expected occasionally and this is expressed in the performance requirements of AS 2870 (See Appendix A).

The performance requirement of AS 2870 suggests that Category 0 to 1 damage may be expected for houses on a reactive-clay site, but that the damage is of little consequence. Category 2 is clearly not satisfactory (isolated cracks up to 5mm wide), but it still does not constitute significant failure and could be expected to occur under adverse conditions for the occasional house.

For these categories of damage, it is the intention of AS 2870 that consequent repairs are part of the normal house maintenance and are therefore the responsibility of the owner.

Nonetheless, to ensure that the damage does not proceed to a more serious state, the owner should take some action.

- (a) Check that the recommendations on site treatment, drainage, garden arrangement, trees etc., have been observed.
- (b) Keep a record of the crack width against the time of the year. If the damage is as high as Category 2 and seems to be increasing, the owner should consult the builder who may be able to offer more specific advice. If this does not prove satisfactory, the owner should engage a consulting engineer who specialises in house footings.
- (c) Engage a plumber to check for leaks if this is suspected to be the cause.
- (d) Replace soil moisture in dry spells by watering. Such watering can be more effective if holes or trenches are dug into the clay. The holes or trenches should be filled with compacted crushed rock or gravel and moderately watered. Some trees may need to be removed or kept pruned.

Complete stability is difficult to achieve, so repairs to damaged walls should include methods that will disguise further movements. Extra joints should be included in external masonry walls and further cracking in internal walls can be concealed by flexible paints, wall paper, or panelling. Repairing of cracks with brittle fillers should be avoided unless the cracks have stabilised.

For the more serious categories of damage, the steps to be taken are similar, except that there should be little delay in seeking advice. Remedial action for significant failure may still only include attention to stabilising moisture conditions as described above, but could also involve constructing a concrete wall in the ground to stop drying of the foundation clay. Underpinning is usually not satisfactory in reactive clays.

Experience indicates that lack of maintenance is responsible for many failures. Even with proper design and site maintenance the occasional failure may still occur because footing behaviour is so complex.

#### **5. SHRINKAGE OF CONCRETE FLOORS**

Concrete needs water. Firstly to allow the fresh concrete to flow and, secondly, to develop strength during its first few weeks. As a slab starts to dry, it shrinks and tries to contract. Some of this movement is restrained or resisted by friction on the bottom of the slab and by the beams in the ground. This restraint causes tension or stretching forces in the slab and these forces are often large enough to crack the slab.

Shrinkage cracking is almost inevitable and does not represent failure. Most owners never notice the cracks because they often do not occur until after the carpets are laid. Cracks under brittle or sensitive floor coverings are of concern but the risk of damage can be reduced by using flexible mortars and glues for fixing slate and tiles etc. Also it helps to delay installing the floor covering until after the shrinkage has occurred. The length of delay should be at least three months after the slab has started to dry. (i.e. from the time the slab is last wet from rain or during construction).

#### **6 ADHESIVE-FIXED FLOOR COVERINGS**

A concrete slab takes a long time to dry. For example, under temperate conditions a slab will take about three months to dry. Moisture in the concrete can interfere with the bond or break down the adhesive used to attach floor coverings. However, a range of adhesives is available for various floor coverings and these should perform quite well on slabs that have been allowed to dry sufficiently.

#### **7. CONCLUSION**

This guide has been prepared to advise owners on how to care for the foundation of their houses and what to expect from a well-designed footing system. The main concern with foundation maintenance is to prevent the foundation soil becoming too wet or too dry, and a variety of recommendations are given to achieve this.

Additional information may be found in the following reports which are available from their publishers. CSIRO (1985). 'House Cracking in Drought Periods', CSIRO Australia Information Sheet No, 10-88. Division of Building Research. Cameron, D.A. and Earl, I. (1982). Trees and Houses: A Question of Function. Cement and Concrete Association, Melbourne. Martin, K.G., Lewis, R.K., Palmer, R.E. and Walsh, P.F., (1983). Floor Coverings on Concrete Slab-on-ground. CSIRO Australia Division on Building Research Report. Cameron, D.A. and Walsh, P.F. (1984). Damage to Buildings on Clay Soils. National Trust Technical Bulletin 5.1.

# ACCURATE & CO

Freecall 1800 010 100 Mobile 0411 599 794  
Email ahi@bigpond.net.au Internet www.ahibrisbane.com.au



## PEST INSPECTION REPORT - SUMMARY PAGE

Client: North Lakes Riviera Pty Ltd

Address of dwelling inspected: 3 Riviera Crescent, North Lakes Qld 4509

Prevailing weather conditions at the time of inspection: ☒ Fine

Support Documentation Were any documents (e.g. approved house plans) provided by the Client? ☐ Yes ☒ No

Thank you for allowing us to report on the above property. We inspected the above home on 1 April 2022 and did a "Standard Timber Pest Inspection" according to Australian Standard 4349.3 – 2010 Inspection of Buildings Part 3 - Timber Pest Inspections. The inspection covered the readily accessible areas of the property. The inspection did not include areas which were not readily accessible or inaccessible or obstructed at the time of the inspection. High priority items to be addressed include placement of the home under a "Termite Protection Programme". Following is a summary of our findings.

### DESCRIPTION OF PROPERTY

☒ Single Storey Home ☒ Brick Veneer ☒ Concrete Tile Roof ☒ Slab-on-Ground Construction

### PEST INSPECTION REPORT SUMMARY

- Visible evidence of subterranean termite workings or damage was not found.
- Active subterranean termites were not found at the time of the inspection.
- Visible evidence of borer damage of seasoned timbers was not found.
- The home should be placed under the care of a Termite Protection Programme.

*Please feel free to contact the inspector, Mark Walker who carried out this inspection on 0413 052 580.* Often it is very difficult to fully explain situations, problems, access difficulties, or timber pest activity and/or damage in a manner that is readily understandable by the reader. Should you have any difficulty in understanding anything contained within this report then you should immediately contact the inspector and have the matter explained to you. If you have any questions at all or require any clarification then contact the inspector prior to acting on this report.

Yours Sincerely

.....  
**Signed for and on behalf of Mark Walker**  
QBCC Building & Pest Lisc No. 1097513

### "Summary of Findings"

This summary is supplied to allow a quick and superficial overview of the inspection results. This Summary is NOT the Report and cannot be relied upon on its own. This Summary must be read in conjunction with the full report and not in isolation from the report. If there should happen to be a discrepancy between anything in the Report and anything in this Summary, the information in the report shall override that in this Summary. **Please Note: This report is for the use of North Lakes Riviera Pty Ltd only. No responsibility to any other persons is accepted. If a report is needed for any other person's use please contact Accurate & Co.**



# **TIMBER PEST INSPECTION REPORT**

**PLEASE READ THE FOLLOWING INFORMATION CAREFULLY:** All Pest Inspection Reports are provided subject to the terms. The terms and conditions qualify this Report.

INSPECTION	NOTES
<u>Property Furnished</u>	<input type="checkbox"/> Yes <input checked="" type="checkbox"/> No
<u>Areas inspected:</u>	See "Readily Accessible Areas Inspected".
<u>Risk Areas:</u>  <i>Fences, Retaining Walls.</i>   <i>Landscaping timbers and fixed timbers in contact with soil.</i>  <i>Inaccessible or concealed parts.</i>  <i>All homes that have full or part Slab-on-Ground construction have a high risk of subterranean termite attack.</i>  <i>Slab edge not exposed.</i>	<p><i>Please note that most untreated timber usually suffers significant damage from subterranean termites in its lifetime. There could be current concealed activity and damage especially to below ground timbers or timbers in direct contact with the soil. Unless verification can be obtained that these timbers are resistant to subterranean termite attack, we recommend that they be chemically treated. Hardwood timbers that are supposedly treated before purchase can mislead. Treated hardwood has mainly the external sapwood areas that can be impregnated with a chemical. Thus the main body of hardwood – heartwood and truewood is susceptible to wet rot and pest attack</i></p> <p>See "Slab-on-Ground Homes"(Refer Pest Inspection Notes).</p>

# TERMITES

<b>Termite Damage</b>	<input type="checkbox"/> Yes <input checked="" type="checkbox"/> No
<b>Extent of Termite damage</b>	Not applicable.
<b>Termite Activity</b>	<input type="checkbox"/> Yes <input checked="" type="checkbox"/> No
<b>Was a Termite Nest Found on the Property:</b>	<input type="checkbox"/> Yes <input checked="" type="checkbox"/> No
<b>Recommendation of treatment</b> Note: We recommend that the termite protection program comply with Australian Standard AS3660.2. We advise that a Pest Control company should treat the property. As well as treatment recommendations, this home as a very minimum should be inspected every 12 months.	<input checked="" type="checkbox"/> Yes - If no program or warranty in place. See “Subterranean Termite Treatment Recommendation” (Pest Inspection Notes). <input checked="" type="checkbox"/> A licensed Pest Control Operator should be contacted to undertake treatment.
<b>Areas which are susceptible to termite activity.</b>	<i>See Risk Areas (previous page).</i>
<b>Conditions which can increase the likelihood of timber infestation include poor ventilation and inadequate surface water drainage in subfloor:</b>  1. Ventilation  2. Surface Water Drainage  3. Seepage	Not applicable.  <input type="checkbox"/> Poor <input type="checkbox"/> Below Average <input checked="" type="checkbox"/> Average  Not applicable.
<b>Evidence of termite protection program</b>	<input type="checkbox"/> Yes <input checked="" type="checkbox"/> No <i>You are advised to contact a pest control company as soon as possible to implement a termite protection programme to comply with AS 3660.2.</i>
<b>Physical Barrier</b> According to information available the perimeter and penetrations have been protected by a stainless steel mesh barrier. This product normally has a 10 year warranty from the date of installation. The product may not be installed to the manufacturers specifications.	You are advised to contact Termimesh regarding warranties or the termite protection program. If no transferrable warranty can be given, we recommend the home be chemically treated according to AS 3660.2.
<b>Evidence of termite shields</b> Note: Termite shields provide a means of detecting termite entry by exposing termite mud tubes. The termite shields should not be damaged or missing as this may increase the likelihood of termite infestation. If termite shields are inadequate (they are often bridged, rusted, damaged or non-existent) it is usually more financially expedient to do an alternate protection method – chemically treat susceptible areas and you are advised to contact a Licensed Pest Controller for specialised opinion in this area.	Not applicable

## Timber Pest Risk Assessment

Due to the level of accessibility for inspection including the presence of obstructions, the overall degree of risk of **undetected** Timber Pest Attack and Conditions Conducive to Timber Pest Attack was considered:

☐ Moderate ☒ Moderate – High ☐ High ☐ Extremely High

**RECOMMENDATION:** Where the risk is considered “Moderate” or “Moderate – High”, High or “Extremely High”, a further inspection is strongly recommended of areas that were not readily accessible, and of inaccessible or obstructed areas once access has been provided or the obstruction removed.

**NOTE:** All homes which have a “slab-on-ground” or “part slab-on-ground” construction have, as a minimum, a “Moderate-High” risk assessment due to their inherent inaccessibility. (No access can be obtained below the slab-on-ground – the risk of undetected pest attack or damage is increased if the property is furnished.)

## BORERS

Borer activity at the time of inspection:	<input type="checkbox"/> Yes <input checked="" type="checkbox"/> No
Borer damage at the time of inspection:	<input type="checkbox"/> Yes <input checked="" type="checkbox"/> No
<b>Type of Borer:</b>  Note: Once there is evidence of damage caused by the Furniture beetle and Queensland Pine beetle then these beetles are always considered to be active because it is very difficult to determine whether they have ceased being active.	Not applicable.
Location of borer damage:	Not applicable.
Extent of borer damage:	Not applicable.
<b>Recommendation of treatment:</b>  Note: Borer infestation is not detectable until the appearance of exit holes or wood chippings (frass). There is a delay between the onset of infestation and the appearance of exit holes and wood chippings. If a treatment is recommended we suggest a further inspection after a 12 month period.	Not applicable.

# READILY ACCESSIBLE AREAS INSPECTED

- |                                                       |                                                               |                                                                  |
|-------------------------------------------------------|---------------------------------------------------------------|------------------------------------------------------------------|
| <input checked="" type="checkbox"/> The Home Interior | <input checked="" type="checkbox"/> The Roof Exterior         | <input checked="" type="checkbox"/> The Grounds including Fences |
| <input checked="" type="checkbox"/> The Home Exterior | <input checked="" type="checkbox"/> Any Accessible Roof Space | <input type="checkbox"/> Outbuildings                            |
|                                                       | <input type="checkbox"/> Any Sub Floor Space                  |                                                                  |

## AREAS NOT INSPECTED

The inspection did not include the following areas which were not readily accessible or inaccessible or obstructed at the time of inspection.

## BUILDING INTERIOR

In inspecting the building interior there was no inspection of areas more than 3.6 m above floor levels.

**Was the inspection of a strata or company title property (e.g. a home unit or townhouse) or other Class 2 building or equivalent?**  
...☒ No ☐ Yes

***NOTE.** If the inspection was limited to assessing the interior of a particular unit or lot, the Client may have additional liability for defects or faults in the common property. This additional liability can only be addressed through the undertaking of a Special-Purpose Inspection Report which is adequately specified.*

**Were there any obstructions which may conceal possible defects?** ...☐ No ☒ Yes

Ground Floor	<input checked="" type="checkbox"/> Floor Coverings	
Internal Walls & Ceiling Sheeting (including timber joinery)	<input checked="" type="checkbox"/> Fixed Security Screens	<input checked="" type="checkbox"/> Fixed Insect Screens
	<input checked="" type="checkbox"/> Window Coverings	<input checked="" type="checkbox"/> No access to wall framing due to internal wall linings.

***NOTE.** The consultant did not move or remove any ceilings, wall coverings, floor coverings (including carpeting and wooden floorboards), furnishings, equipment, appliances, pictures or other household goods. In an occupied property, furnishings or household items may be concealing defects which may only be revealed when the items are moved or removed.*

**Were there any areas/rooms/units which did not permit entry?** ...☒ No ☐ Yes

## BUILDING EXTERIOR, ROOF EXTERIOR AND SITE

In inspecting the building exterior, roof exterior and site there was no inspection of areas more than 3.6m above ground or floor levels.

**Were there any areas which did not permit entry?** ...☐ No ☒ Yes

☒ Roof access not possible due to brittle nature of roof sheeting (view from ladder only).

**Were there any obstructions which may conceal possible defects?** ...☐ No ☒ Yes

☒ Neighbouring Property – left side retaining wall.  
☒ The obstructions should be removed, if possible, and reinspection undertaken or a pest and wet rot treatment undertaken as there could be current concealed termite activity and/or damage.

***NOTE.** The consultant did not move or remove any obstructions including wall cladding, awnings, trellis, earth, plants, bushes, foliage, stored materials, debris, rubbish, etc. Such items may be concealing defects which may only be revealed when the items are moved or removed.*

**Were there any areas/rooms/units which did not permit entry?** ...☒ No ☐ Yes

## ROOF SPACE

In inspecting the roof space of any pitched roof there was no inspection of areas where accessibility was less than 600 mm high by 600 mm wide (but includes areas at the eaves of accessible roof spaces, that are within the consultant's unobstructed line of sight and within arm's length from a point with conforming clearance, i.e. 600 mm high by 600 mm wide).

Were there any areas which did not permit entry? ☐ No ☒ Yes

☒ Inspection of roofing timbers over the eaves and on the perimeter of the roof cavity was obstructed due to the low pitch of the roof. Only very limited inspection of these timbers, which are at high risk to subterranean termite attack, was possible.

☒ Roof space timbers including bottom plates, ceiling joists, top plates, trusses and connection of ceiling sheets were concealed by insulation severely limiting inspection. Removal of insulation and further inspection is recommended. Removal of insulation is not within the scope of this report.

Where access is denied to roof members, alternate more invasive means of inspection should be undertaken.

**NOTE.** Bodily access should be provided to the interior of all accessible roof spaces. In accordance with Australian Standard AS 4349 the minimum requirement is a 450mm by 400 mm access manhole.

Were there any other obstructions which may conceal possible defects? ... ☒ No ☐ Yes

## UNDERFLOOR SPACE

**Note:** *In inspecting the subfloor space of suspended floors there was no inspection of areas where accessibility was less than 400 mm high by 600 mm wide (but includes areas that are within the consultant's unobstructed line of sight and within arm's length from a point with conforming clearance, i.e. 400 mm high by 600 mm wide).*

Were there any areas which did not permit entry? ... ☐ No ☒ Yes

☒ There was no access beneath concrete slab.

**NOTES:**

- 1. Bodily access should be provided to all accessible subfloor areas. In accordance with Australian Standard AS 4349 the minimum requirement is a 500 mm x 400 mm access manhole.*
- 2. In the case of suspended floors, if the clearance between the ground and structural components is less than 400 mm, Australian Standard AS 3660 recommends that the soil be removed to provide the required clearance, subject to maintaining adequate drainage and support to footings.*

## **Subterranean Termite Treatment Recommendation**

Most “slab-on-ground” homes or homes with part “slab-on-ground” construction rely on a chemical barrier below the slab and often around the perimeter of the house to prevent termite entry. If applied effectively these chemicals usually perform well.

Since the banning of the very strong (and effective) organochloride chemical sprays in 1995, there have been a number of failures with the modern less persistent chemicals. Whilst many have a life expectancy of up to 5 and 10 years, warranties of greater than 12 months are unusual. Stories abound of rogue operators handing out treatment certificates with only a nominal amount or no chemical at all used.

Even when the date of chemical application is found (usually in the meter box) the inspector of the home has absolutely no way of determining (by visual means) whether the treatment was performed to standard or whether the chemical barrier is still intact. Obviously no access can be gained below slab-on-ground homes.

It is with this background of ignorance on the strength of the chemical barriers that the inspector is recommending a pest treatment for the peace of mind of both he and the purchaser. This recommendation often comes even though no active termites are found (by visual means) in the home and though there is a possibility that there is adequate chemical barrier currently in place.

Unless evidence of a subterranean termite preventative program in accordance with “Australian Standard 3660.2 Protection of Buildings from Subterranean Termites” can be provided we strongly recommend that this property be protected in accord with this standard. Where evidence of treatment has been found we strongly recommend you contact the company that installed the system for further advice.

### **Slab-on-Ground Homes (or Homes with Part Slab-on-Ground Construction)**

No matter what the external cladding of your home is; for example - granosite, fibrous cement; brick veneer; cavity brick; masonry block; chamferboard; weatherboard etc., “Slab-on-ground” homes that have a slab-on-ground construction (or partial slab-on-ground construction) at ground floor are highly susceptible to subterranean termite attack.

A common entry point for termites is through the brickwork and plumbing penetrations below ground on the building perimeter. Exposure of the perimeter slab edge lessens the likelihood of undetected entry, however very few homes are constructed in this manner. The risk of infestation increases if the physical or chemical barriers are not intact (or have not been placed) in these inaccessible perimeter areas.

Subterranean termites could be in the home, but, due to the slab on ground nature of construction and concealment of wall frame by sheeting, furniture, stored items, etc. they may not be detected during a Standard Timber Pest Inspection. Similarly their presence may go undetected in roof frames and roof cavity due to unreasonable access of the roof cavity perimeter. Insulation within the roof cavity severely limits inspection. “Skillion Roof” frames (where there is no roof cavity and the ceiling sheets are secured to the rafters) are totally inaccessible in a standard timber pest inspection.

Commonly extensive damage occurs to slab on ground homes before subterranean termite presence is detected and it is often the case that, when renovating or removing cladding, termite damage may be found.

Factors which promote termite activity in such homes are placement of gardens and or sprinkler systems against the home and if applicable sprinkler systems should be removed and gardens drawn well back from the home. Gardens and their associated moisture excesses can attract termites into your home. Similarly areas where moisture “ponds” should be eliminated by diverting “ponded” water away from the home.

## TERMITES

All buildings, building materials and building contents are subjected to a number of hazards throughout their useful life. These include corrosion of metal, spalling of concrete, fire and water damage. Another is that of termite attack.

There are two main types of termites capable of attacking buildings; drywood termites which do not have ground contact and subterranean termites which require contact with the ground or some other moisture source. Drywood termites occur in coastal and adjacent tableland areas, whereas subterranean termites are distributed throughout Queensland and are responsible for most of the termite damage of economic importance.

Buildings require protection from termites principally for the structural framework, but also for joinery, fittings, furniture, carpets, plastic coating of wiring and some other contents of the building.

In areas where subterranean termites are prevalent, the level of risk of attack to buildings can be reduced by taking simple and inexpensive measures during construction, by eliminating the presence of trapping of moisture and by providing adequate ventilation to enable timber to remain dry.

Termites are so prevalent in the Brisbane area that there is a good chance that even if not found by the inspector in the course of his visual inspection of the property they will be discovered somewhere on the property at some stage.

For traditional Queensland construction (i.e. using timber floors off the ground) protection is easily afforded by incorporating physical barriers into the design coupled with regular inspection of these barriers. Queensland's rich heritage of timber buildings is testimony to the effectiveness of these measures.

With more recent construction methods utilising slab on ground and masonry sub-floors and walls the risk of termite entry into the building has increased, necessitating the use of chemical soil barriers which are the only effective preventative treatment for these methods of construction.

It is advisable to have a six monthly competent inspection preferably by a licensed pest control company to determine termite activity. This should be carried out not only on the building, but on the immediate surrounds. As a method of prevention, search for and eliminate sources of persistent moisture within or near buildings.

### **Annual inspections should at least include:**

- inspection around perimeter weepholes in brick veneer construction;
- inspection of landscaping timbers, fencing and other timber structures;
- inspection of termite shields ensuring they are intact and not breached by galleries;
- underfloor inspection of stumps, floor frame and perimeter masonry.

### **Landscaping:**

- do not store wood or other organic material against buildings
- keep gardens and landscaping clear of weepholes, physical barriers (ant caps) and damp proof courses;
- maintain regular inspections to ensure the perimeter of the house is kept clear of organic material and kept neat and tidy. Most buildings can be effectively protected from subterranean termite attack. The level of protection provided is basically dependant on the precautions taken and maintenance measures employed by the home owner.

# SOME IMPORTANT INFORMATION ON TIMBER PESTS, ETC. AND MANAGEMENT SUGGESTIONS

## ***BORERS***

*Furniture beetle (Anobium punctatum) and Queensland pine beetle (Calymnaderus incisus).*

### **Areas of Damage:**

Soft wood flooring (for example, pine and Oregon), furniture, joinery.

### **Infestation period:**

There is a lengthy time period (at least 10 years from the date of first use of the timber) before infestation affects the structural integrity of the timber.

### **Treatment:**

Treatment can have a deterrent affect and is generally recommended. Timber should be replaced when the structural damage to the timber is in excess of 25% of the timber area. You should consult with a builder or an architect before replacing any timber.

*Powderpost beetle (Lyctus brunneus)*

### **Areas of damage:**

Sapwood in sub-floor and roof timbers, also hardwood timbers.

### **Infestation period:**

Within the first year of the use of the timber.

### **Treatment:**

No treatment is necessary and it is not recommended that the timber be replaced.

---

## ***ROT OR DECAY FUNGI***

### **Areas of damage:**

External windows, doors, balconies, posts.

### **Infestation period:**

Caused by dampness, humidity, lack of or inadequate ventilation.

### **Treatment:**

Replacement of damaged timbers.



## ***SUBTERRANEAN TERMITES ( White Ants)***

### **Areas of damage:**

Underground timber, areas underneath concrete slabs and aboveground timber, both softwood and hardwood.

### **Infestation:**

Termites live in underground nests. They are able to tunnel underground and then gain access to aboveground timbers. They then hide themselves within the timber. It is also possible for the termites to penetrate through small openings in the concrete slab and thereby gain access to underground and aboveground timber. Termites eat at the timber from the inside out so that it is extremely difficult to locate them.

### ***MINIMISATION OF TIMBER INFESTATION***

Poor drainage and ventilation, particularly in the sub-floor area are conducive to an increase in timber infestation. Poor drainage can lead to damp areas, leaking pipes and wood rot which increases the likelihood of timber infestation. Poor ventilation can occur in areas with under 400mm of clearance, and filled areas. Contact between timber and the ground or soil can increase the likelihood of timber infestation. This includes formwork, timber scraps and foam insulation at foundations.

### ***PHYSICAL INSPECTION***

It is possible to order a PHYSICAL INSPECTION of the property and is advised. This type of inspection will only be undertaken with the written permission of the property owner. This involves moving furniture, appliances, stored items and lifting insulation and carpeting where possible. This also involves physically touching and testing the timber which may result in permanent marking to the timber.

### ***RISK MANAGEMENT OPTIONS***

To help protect against financial loss, it is essential that the building owner immediately control or rectify any evidence of destructive timber pest activity or damage identified in this inspection report. The Client should further investigate any high risk area where access was not gained. It is strongly advised that appropriate steps be taken to remove or rectify any evidence of conditions conducive to timber pest attack.

To help minimise the risk of any future loss, the Client should consider whether the following options to further protect their investment against timber pest infestation are appropriate for their circumstances. Risk areas have been noted in this report.

Undertake thorough regular inspections at intervals not exceeding twelve months or more frequent inspections where the risk of timber pest attack is high or the building type is susceptible to attack. To further reduce the risk of subterranean termite attack implement a management program in accordance with Australian Standard AS 3660.2. This may include the installation of a preventative chemical and/or physical barrier(s). However, AS 3660.2 stresses that termites can bridge or breach barrier systems and that thorough regular inspections of the building are also necessary.

### ***DISCLAIMER OF LIABILITY***

No liability shall be accepted on account of failure of the Report to notify any Timber Pest activity and/or damage present at or prior to the date of the Report in any area(s) or section(s) of the subject property physically inaccessible for inspection, or to which access for Inspection is denied by or to the Licensed Inspector (including but not limited to any area(s) or section(s) so specified by the Report).

### ***DISCLAIMER OF LIABILITY TO THIRD PARTIES***

This Report is made solely for the use and benefit of the client names on the front of this report. No liability or responsibility whatsoever, in contract or tort, is accepted to any third party who may rely on the Report wholly or in part. Any third party acting or relying on this Report, in whole or in part, does so at their own risk.

## IMPORTANT NOTE

Special attention should be given to the Scope of Inspection and Report, Limitations and Exclusions.

Importantly, Australian Standard *Inspection of Buildings. Part1:Property Inspections – Residential Buildings* recognises that a standard property report is not a warranty or an insurance policy against problems developing with the building in the future.

Also, the presence of dampness is not always consistent as the prevailing and recent weather conditions at the time an inspection is carried out may affect the detection of damp problems. The absence of any dampness at the time of the inspection does not necessarily mean the building will not experience some damp problems in other weather conditions.

Likewise whether or not services have been used for some time prior to an inspection being carried out will affect the detection of dampness. Also, where a shower recess has been water tested by turning on of taps, and no leakage was evident, this does not necessarily mean that the shower will not leak after prolonged use.

Accordingly, to fully detect and assess a damp problem, may require the monitoring of the building over a period of time.

This inspection and report only deals with the detection, or non detection of structural damage, conditions conducive to structural damage and any significant defect in the general condition of secondary elements and finishing elements of construction discernible at the time of the inspection.

Consideration should also be given to the inspection and assessment of:

- Areas on the property which were not reasonably accessible at the time of the inspection (*see Access Restrictions*).
- Any minor fault or defect i.e. a matter, in view of the age, type and condition of the building being inspected, that does not require substantial repairs or urgent attention and rectification
- Solving or providing costs for rectification or repair work.
- The structural design or adequacy of any element of construction.
- The operation of fireplaces or chimneys.
- Any services including building, engineering (electronic), fire and smoke detection or mechanical.
- Any swimming pools and associated pool equipment or spa baths and spa equipment or the like.
- Any appliances such as dishwashers, insinkerator, ovens, stoves and ducted vacuum systems.
- A review of occupational, health or safety issues such as asbestos content, or the provision of safety glass or swimming pool fencing.

This additional information or advice may be the subject of a special-purpose inspection report which is adequately specified and undertaken by an appropriately qualified inspector.

In addition, this inspection and report does not include the inspection and assessment of items or areas that do not fall within the consultant's expertise. Accordingly, consideration should be given to other specialist inspections and services such as hydraulics; geotechnics; or building, engineering (electronic), fire and smoke detection or mechanical services.

As a matter of course, in the interests of safety, an inspection and assessment of the electrical and plumbing/gas installations should be carried out by a suitably qualified person.

It is essential that all homes be placed under the care of a Termite Protection Programme according to Australian Standard 3660.02. This may involve chemical treatment of the property (*see Recommendation of Treatment – in Pest Report*). If such treatment is advised it should be undertaken as soon as possible by a Licensed Pest Control Operator.

Where possible, the records of the appropriate local authority should be checked to determine or confirm:

- The presence of reactive foundation soils – footing movement and cracking can occur due to seasonal changes and especially the influence of trees.
- Whether the ground on which the house rests has been filled, is liable to subside, is subject to landslip or tidal inundation, or if it is flood prone.
- The status of the property and services (e.g. compliance of the house with the provisions of any building Act, code, regulation or by-laws).
- Whether council has issued a building certificate or other notice for the dwelling including extensions and attached structures, outbuildings, etc.

Where appropriate, legal advice (e.g. from a solicitor) should be sought to explain title and ownership matters and to deal with matters concerning easements, heritage concerns, covenants, restrictions, zoning certificates, insurance searches via the Building Services Authority and all other law related matters. This inspection report was produced for the use of the client. We are not liable for any reliance placed on the report by any third party.